



# Cactus Needles

Volume 20, Number 10 – October 2013

Southwest Costumers Guild, PO Box 39504

Phoenix AZ 85069

<http://www.southwestcostumersguild.org/>

*There's a cape exhibit at the Phoenix Art Museum!*

## Officer Contacts

President Robin Prosjé  
Vice President Michael Contos  
Treasurer Margaret Grady  
Secretary David Ramirez  
Editor/Webmonster Randall Whitlock  
Archivist Jean Palmer

[president@southwestcostumersguild.org](mailto:president@southwestcostumersguild.org)  
[vicepresident@southwestcostumersguild.org](mailto:vicepresident@southwestcostumersguild.org)  
[treasurer@southwestcostumersguild.org](mailto:treasurer@southwestcostumersguild.org)  
[secretary@southwestcostumersguild.org](mailto:secretary@southwestcostumersguild.org)  
[webmaster@southwestcostumersguild.org](mailto:webmaster@southwestcostumersguild.org)  
[archivist@southwestcostumersguild.org](mailto:archivist@southwestcostumersguild.org)

## On the Web

**Photos from Lunacon 2013** (New York City area SF con) are available on the Sick Pups' web site: [www.sickpupsnot.org](http://www.sickpupsnot.org) Go to the Memories (pics) page and click on Lunacon 2013 on the menu. The photos include the masquerade, hall costumes, panels, the dealers' room, exhibits, and fen in general. – Byron

**Fashion and Clothing of the Renaissance** <http://www.blankstyle.com/articles/fashion-and-clothing-renaissance> Article by Sheryl Perkins, hosted on the Blankstyle web site.

**Halloween Costumes from an 1887 Guide to Fancy Dress.** (Found by Anna)  
<http://mentalfloss.com/article/52990/26-halloween-costume-ideas-1887-guide-fancy-dress>

**ThinkGeek is hosting a Star Trek shirt design contest.** (also found by Anna)  
<http://www.thinkgeek.com/contests/her-universe?cpg=tw>

**Geek Girl Crafts Podzine.** This is a nifty little 'zine – Michael  
<http://www.efanzines.com/GGCP/index.htm>

## Winter Events in Globe

From Cathie Yankovich

The annual Main Street Light Parade kicks off in historic downtown Globe on December 14<sup>th</sup> at 6 pm. This year's theme will be "Christmas is for Children." If you're tired of the crush of metro Phoenix's mega-events, you may want to consider a road trip for this. But don't mistake small town for small parade. The one we saw two years ago lasted nearly an hour. While folks here don't wear costumes, just as at Glendale Glitters, a group in period dress would be considered an addition to the event (and might spark future imitators. Globe's Halloween celebration is an explosion of costumes.)

Another traditional Christmas event in Globe is the lighting of Besh ba Gowah, taking place on Sunday, December 22<sup>nd</sup>. Luminarias light the walls of a 500+ year-old pueblo (that is a city park), beginning at dusk. People come from miles around to stroll through the park, listen to music, check out the museum, and sip cider served by volunteers. Admission is waived for the event. We checked it out last year and were delighted. Although not a costume event, it has an intimacy and connection with the world that folks might enjoy.

### **Southwest Costumers Guild Meeting 9/29/13**

This was a casual gathering for conversation at Chuck & Tasha's new home in Glendale. A business meeting was convened, but no new or old business was transacted other than making parking and meetup arrangements for our October 20 visit to the Arizona State Fair and Star Trek exhibition. (See calendar for details.)

### **A Few Views of the Cape Exhibit at the Phoenix Art Museum**


from Randall



### **What's a Rash Guard?**

by Randall Whitlock

A "rash guard" is a close-fitting stretchy shirt designed to be worn for water sports by men, women and children. These can be worn as a swimsuit top, over a bikini, or inside a wetsuit. A looser-fitting version is sometimes called a "swim shirt." The term can also be applied to stretchy leggings worn with the shirt, or a lightweight one-piece body suit.



"Rashies" originated among surfers in Australia to protect their skins from being scratched and infected by the abrasive sand which can cling to surfboard wax. They also provide less greasy protection from sunburn than lotions and a bit of resistance to jellyfish stings.

*Left – A store-bought rash guard in action.*

Rash guards are made by the same companies that sell wetsuits and swimsuits and are made of the same slick, stretchy, fast-drying spandex as other kinds of swimwear. Since close fit and freedom of arm

movement are desirable, the cuts can be quite sophisticated. Common features include curved or stepped raglan sleeves and diamond-shaped underarm gussets which are often combined with side panels. Short band collars are used to protect the back of the neck. If fitted closely, the original Star Trek tunic would make a pretty good rashie pattern. Manufacturers add even more panels for accent colors and the all-important logo placement.

Anyone who has survived having their ear talked off in the past few months knows, I've developed interests in kayaking, snorkeling and scuba diving. As a costumer and aquatic mammal, making my own rash guards seems an obvious idea. A recent swimwear fabric clearance sale at SAS sealed the deal.

For my first attempts, I kept the pattern simple, using the same two-panel body with inset sleeves seen in most T-shirts. I can draw this pattern practically freehand. The body is a straight tube with the same circumference as my chest. The sleeves taper along a straight line from armscye to wrist. There is no seam allowance since the shirt is meant to be skintight and the spandex is very stretchy.

For the collar, I first tried a simple circle, serged and turned under. The neck opening was cut small, equaling my neck circumference plus a couple of inches. On another version I used the short mandarin collar from my Elizabethan doublet pattern.



The result looked kind of like a Nehru jacket made for Prince Namor.

I'll experiment with gussets, raglan sleeves and other patterns in later versions. A thin man might taper the body from chest to waist. A woman would benefit from princess seams for bust fit and a flare from waist to hip. Darts would probably not look right in these stretch fabrics.

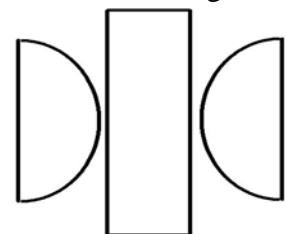
I assembled my rashies with a serger and my favorite four-thread safety stitch. Factory rashies are often made with the flat, butted seams used in wetsuits, but I doubt any of us have the right sewing machine for these. Since spandex doesn't unravel, edge finishing isn't really necessary and any stretch stitch will do.

SAS had many colors of swimsuit fabric to choose from. I went with Aquaman orange and green for potential use at our next poolside costume party. A high-visibility swim shirt is not a bad idea. You should be easy for your dive buddy (or the Coast Guard) to find.

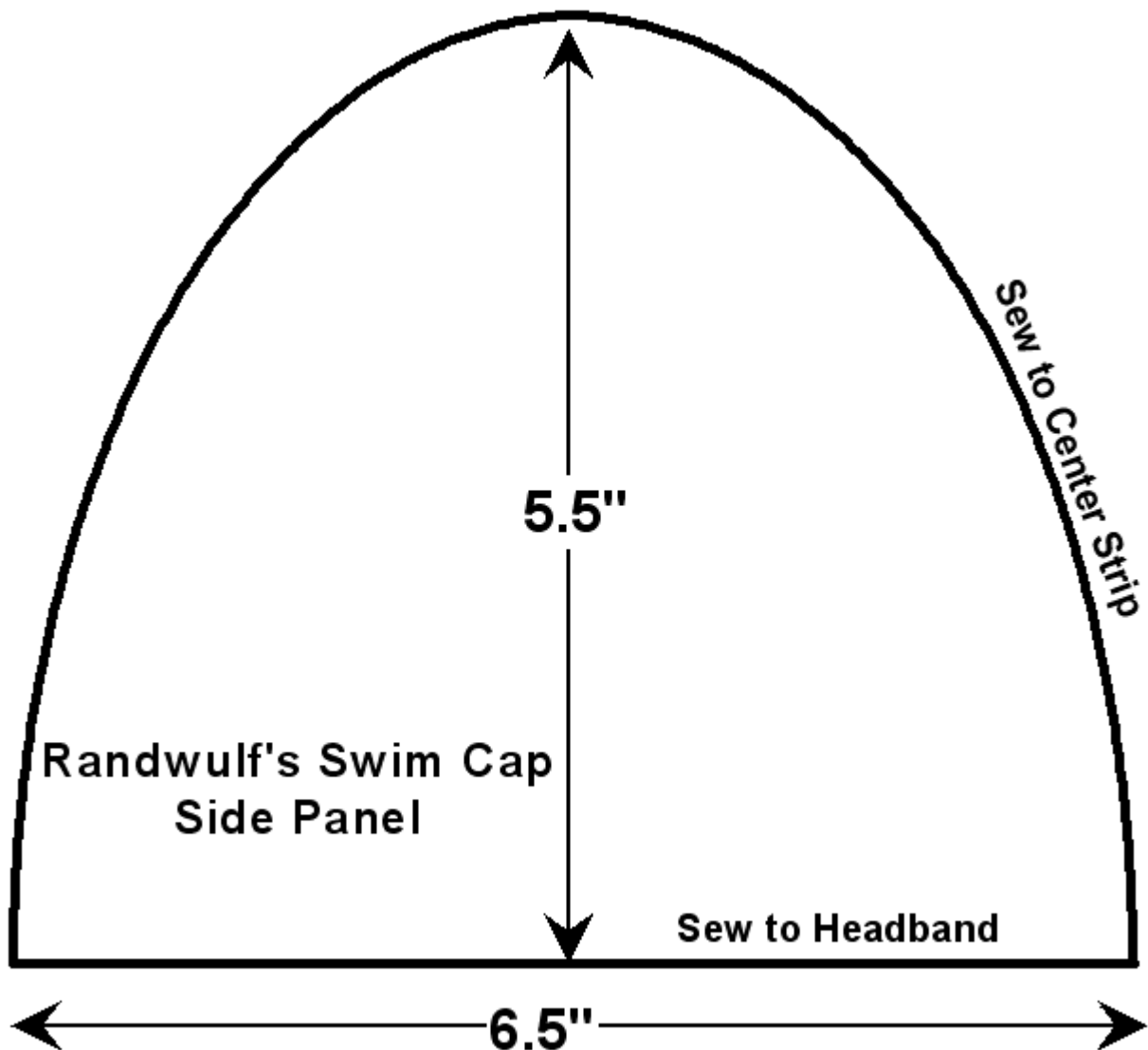


The swim shirt project left behind quite a few scraps of spandex. My bald spot received an epic sunburn during dive training, so these scraps became skullcaps.

The cap is formed of two side panels which are half-ellipses 5.5 inches tall and 6.5 inches wide. (See full-size



pattern below.) The side panels are sewn to a center strip which is 3 inches wide and about 14 inches long. Cut a headband two inches wide and about 19 inches long, fold it over along its long axis and sew it to the edge of the cap.



Do you think this swim cap pattern would be worth publishing on its own, with all pieces full-scale and in several sizes? Let Randall know your opinion.

### So, Where Do You Shop?

Anymore, the neighborhood fabric store is a rare and endangered species. Hancock pulled out of greater Phoenix several years ago and JoAnn is reduced to just a few superstores. What's left?

Lets make a regular column of this. Tell me what costuming supply stores are in your part of town and what you like or don't like about them. Send your submissions to [editor@southwestcostumersguild.org](mailto:editor@southwestcostumersguild.org), hard copy to the guild mailbox, or hand me disks in person. – Editor.

**From Randall** – I live within reasonable bicycle distance of two fabric shops and several hobby stores. The SAS near 19<sup>th</sup> Avenue and Mountain View in Phoenix is close to my office. This is a bolt-ends store, carrying leftover fabric from the garment industry. You never know what you might find, but don't expect to find any one thing on a particular day. They are very good at buttons, elastic, laces, trims and odd fasteners. There are other locations in Tempe, Tucson and on Indian School Road in Phoenix.

35<sup>th</sup> Avenue Sew & Vac in the former supermarket/Goodwill store near NWC, 35<sup>th</sup> Avenue and Northern in Phoenix is good for sewing machines and machine repair. They carry some unusual embroidery machines. I go there mainly for needles and thread since they are the only local source of my favorite serger thread. Fabric-wise, they are mainly a quilter's store with a very large selection of novelty print broadcloths, though the prices run a bit high.

There is a Hobby Bench store in the Bookman's complex at NWC 19<sup>th</sup> Avenue and Northern in Phoenix. The west side of the store stocks mostly model railroads, RC aircraft and the like. The east side is all crafty supplies. I go there for the macramé cord I use for shoe and doublet laces and the pom-poms for tams. There are other locations around the valley.

**From Elaine** - I recently found a really old-school fabric store in Tucson. It's got big old rolls of fabric of every description standing all around the walls - and there are many walls! - as well as hanging on the huge roll dispensers and on tables & shelves. It will take hours to see it all! And miles of trims and do-dads, too. The prices are already good, but they really are old-school, and cut generously. And they "get" costumers, too. They are on the SW corner of Campbell & Ft. Lowell. The name is Fabrics To Go. The owners are in their 80s, so they close at 5. You won't be disappointed!

### Calendar

Do you know an event of interest to Arizona costumers? Please contact your editor with the details. **Red text and an asterisk\*** designate an SWCG-sponsored event. *Unless otherwise noted, our monthly meetings start at 1PM.*

Oct 12, 2013, 11:30 PM – Midnight Mayhem presents The Rocky Horror Picture Show with full live stage cast and audience participation at the AMC Deer Valley Theater (West of Beardsley & I-17, Phoenix). Costumes welcome. Tix \$10. [www.midnightmayhem.org](http://www.midnightmayhem.org)

September 15, 2013 – February 9, 2014 – The Cape exhibit in the Ellman Fashion Design Gallery of the Phoenix Art Museum, 1625 N. Central Avenue, Phoenix. <http://www.phxart.org/exhibition/thecape> (See pictures elsewhere in this issue.)

“Steeped in romantic appeal, the cape has been a constant in fashion history over time and across cultures. As protection from rain and cold and as the flourishing garment of fairy tales and high fashion, the simple shape of the cape takes a surprising transformation based on the selection of fabric and decoration. From ornate Victorian capes to the dramatic geometric shapes recently shown on the runway, this exhibition explores the wide range of styles of this dashing and practical garment.”

October 9, 2013, 11:30 AM - Filling the Gaps: Presenting Complete Fashions When Only Part Survives Lunch and lecture at the Phoenix Art Museum. The Metropolitan Museum of Art's Costume Institute Conservator, Glenn Petersen, will discuss recent projects including the

conservation of a significant Worth gown. Considering both structural and conceptual concerns, his insights will address what can be done to present an object as its original creator intended. Tickets for optional lunch available at <http://Tickets.PhxArt.org>. Presented by Arizona Costume Institute.

October 11- November 3, 2013 – **Arizona State Fair** at 19<sup>th</sup> Avenue and McDowell in Phoenix. The traveling Star Trek display, including the original series bridge set, will be at this year's fair. <https://azstatefair.com/>

October 18-20, 2013 – **Helldorado Days** in Tombstone, Arizona. <http://www.tombstonechamber.com/Helldorado-Days-84th-Annual>

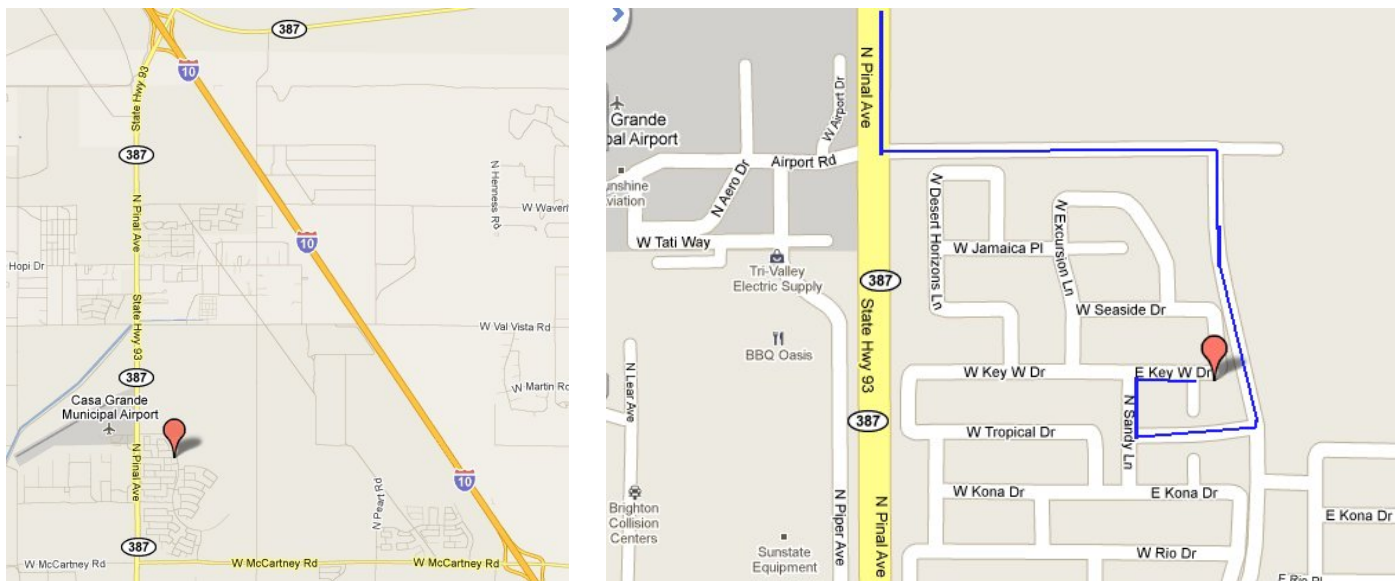
October 20, 2013 – **State Fair Stroll\*** SWCG field trip to the Arizona State Fair and the traveling Star Trek: The Exhibition.

We'll meet at the Encanto Park parking lot at the northwest corner of Encanto Boulevard and 12<sup>th</sup> Avenue at 10 AM on Sunday, October 20. We'll combine vehicles then head over to the fair parking lot. Encanto Boulevard is halfway between McDowell and Thomas. General fair admission is \$10 at the door or \$6 online. Paula says we might qualify for a discount for arriving early in the day. Star Trek: The Exhibition has a separate admission of \$5 per adult.

October 25, 2013 – January 28, 2013 – **Steampunk: An Exquisite Adventure** exhibition in Gallery@theLibrary at the Scottsdale Civic Center Library, 3839 N Drinkwater Blvd, Scottsdale.

October 25-27, 2013, 10AM-12PM – **Wild Western Festival** at Saguaro Ranch Park, 9802 N. 59<sup>th</sup> Avenue, Glendale AZ. <http://www.wildwesternfestival.com/>

October 26, 2013 – **Mike & Theresa's Haunted Luau** Halloween Party at the Contos home 3146 North Medallion Court, Casa Grande, Arizona (see maps below). RSVP to [vicepresident@southwestcostumersguild.org](mailto:vicepresident@southwestcostumersguild.org) for details.



October 30, 2013 – **Globe's Annual Zombie Walk** in downtown Globe, Arizona features a screening of "Night of the Living Dead."

November 1-3, 2013 – **Tucson Celtic Festival & Scottish Highland Games** at Rillito Raceway Park 4502 N First Ave Tucson, AZ. <http://www.tucsoncelticfestival.org/>

November 2, 2013 – **Run For Your Lives Zombie 5K** at Wellington Ranch, Sacaton AZ. <http://www.runforyourlives.com/locations/arizona/>

November 7-11, 2013 – **Southern Crusades** – Society for Creative Anachronism combat, arts & sciences camping event at Winkelman Flats Campground in Winkelman, Arizona. <http://www.southerncrusades.org/>

November 8, 2013, 6-10 PM – **Steampunk Street VI** in downtown Mesa. Mesa Second Friday street fair with a steampunk theme. <http://steampunkstreet.com/steampunk/>

November 8-10, 2013 – **TusCon 40** at the Hotel Tucson CityCenter features guest author Juliet Blackwell and artist Jessica Feinberg. A memorial will be held for Gary Hayes. <http://www.tusconscificon.com>

*Here is the info for Gary's memorial: It will be on Nov 9 @ 3:00 pm in the Copper Room. Everyone is invited. I am encouraging costumes. The memorial is FREE. If you want to go to the con after or before, you must have a day pass. -- Rebecca*

November 24, 2013 – **Steampunk Stroll\*** SWCG field trip to the “Steampunk: An Exquisite Adventure” exhibit at the Scottsdale Civic Center Library. Meet for lunch first. Stay tuned for location details.

December 15, 2013 – **Holiday Happening\*** SWCG potluck social at Jean's place in Sun City. Relax and converse, brainstorm upcoming guild activities. Annual officer elections.

January 9-12, 2014 – **DarkCon 2014** at the Phoenix Airport Marriott, 1101 N. 44<sup>th</sup> Street, Phoenix. <http://www.darkcon.org>

January 26, 2014 – **Vambraces\*** SWCG leather workshop at Tasha's home. We have some ideas for vambraces (leather cuffs or long bracelets) that would fit a variety of science fiction and fantasy costumes.

March 26 – July 6, 2014 – **Hollywood Costume** exhibit at the Phoenix Art Museum, Central Avenue & McDowell Road. Bringing together more than 100 of the most iconic movie costumes from across a century of film-making, this will be a rare opportunity to see the clothes worn by unforgettable characters from films such as *The Wizard of Oz*, *My Fair Lady*, *Superman*, *Titanic*, *Harry Potter and the Half-Blood Prince*, and *The Dark Knight Rises*. ***Hollywood Costume*** will explore the central role costume design plays in cinema storytelling. The exhibition contains costumes that have never left private and archival collections in California, and most have never been publicly displayed or seen beyond the secure walls of studio archives. <http://www.phxart.org/exhibition/hollywoodcostume>

## Copyright Statement

Cactus Needles is the newsletter of the Southwest Costumers guild and is distributed by mail or e-mail to our member/subscribers. Back issues are posted to the SWCG web site.



Copyright for Cactus Needles belongs to the Southwest Costumers Guild. As reader, you have our permission to print and copy this newsletter, but only if you copy the entire newsletter, do not make alterations, and give it away for free. People who know what they're talking about call this the "*Creative Commons Attribution-Noncommercial-No Derivative Works 3.0 United States License*," which can be viewed at <http://creativecommons.org/>.

Copyright for individual signed articles and illustrations belongs to their creators. If you'd like to reprint an article or picture in your own publication, please contact the editor at [editor@southwestcostumersguild.org](mailto:editor@southwestcostumersguild.org) to arrange author permission.

Like what you see? Consider becoming a paying member or subscriber to support the cause. Details and a signup form can be found at <http://www.southwestcostumersguild.org/>.