

# Cactus Needles

SOUTHWEST COSTUMERS' GUILD

VOLUME V, NUMBER 1

JANUARY 1998

## SouthWest Costumers Guild

meets generally on the last Sunday of the month, 1:00 pm at members homes or someplace fun. The Guild dues for our chapter are \$10 per year, an optional additional \$1 for membership in the International Costumers' Guild, and \$8 to receive the International Costumer's Quarterly. \$8 to receive only our chapter newsletter. Send money to Frances Burns, she will notify Editor.

### For further information contact:

President	Randall Whitlock	995-7514
	or Randwhit@aol.com	
Vice President	Sharan Hoyle	842-0409
Treasurer	Frances Burns	944-0160
	or francesb@primenet.com	
Secretary	Paula Lary	(520)868-5702
	Paulal@cac.cc.AZ.US	
Newsletter Editor	Jean Palmer	876-1848
	or j194@phnx.uswest.net	

### Members:

John Autore	John.Autore@asu.edu	967-4537
Tasha Cady	TashinkaC@aol.com	582-0540
Beverly Dolezal		(520)723-7204
Tonya DuVal	jamesdrval@Yahoo.com	392-1580
Diane Elliott	leew@goodnet.com	937-3112
Debbie Smith	dsmith2484@aol.com	788-3628
Patty Holdman		967-4221
Pete Manly	petemanly@BLX.com	876-1848
Kim Martin	KimL@primenet.com	404-3457
Anne Monday	hcck61b@prodigy.com	991-5953
Michelle Robb	151415@ef.gc.maricopa.edu	
Nyki Robertson		846-9428
Leah Robertson		846-9428
Mahala Sweebe		938-9319
Tom Vincent	76444.27@CompuServe.com	582-6990
Nola Yergen	nolayergen@aol.com	978-5592

## Costuming the Internet

International Costumers Guild website:  
<http://www.costume.org>

SouthWest Costumers Guild can be found at:  
<http://members.aol.com/souwesgid/guild.html>  
Randall has just updated our page with a bunch of new stuff!

The Costumers Guild West website:  
<http://members.aol.com/zblgilbert/cgw.html>

The Greater Bay Area Costumers Guild Website has links to over 50 other costuming resources, plus the great pattern review event photos, and a list of costumers for hire!  
<Http://www.toreadors.com/costume/>

Beyond Reality Costumers Guild - Dundee OR website  
<http://helix.net/~lym/guild.html>

### Some neat Costume Web Sites:

The Costume Source <http://www.milieux.com>

Scottish & Irish Information, Supplies, Books  
<http://access.mountain.net/hp/unicorn/>

The Vikings: Norse Film and Pageant Society  
<http://blah.bsuvc.bsu.edu/nfps>

## ...Odds & Ends...

NOTE: We had our elections for '98 officers at the January 25th meeting. See Guild list for new officers. Tom Vincent has just been too busy with his job in Tucson to keep up with the Guild on a regular basis.

This was passed on by Randall:

Hi, I'm trying to lead a group tour in June to England and Paris to see Costume Museums and Theatre. For information on this topic go to page The Costumer's Manifesto:

<http://www.costumes.org/pages/UKtripindex.htm>

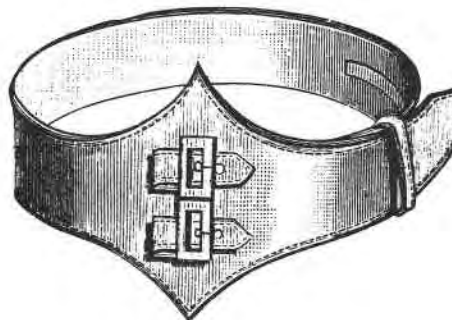
Please pass this on to anyone you think might be interested

—Tara Maginnis, Ph.D. Costume Designer

Visit my site: The Costumer's Manifesto

at <http://WWW.COSTUMES.ORG>

More costume site than you can surf in a day!



# CALENDAR

## NOTE :

INFORMATION IN THIS CALENDAR IS PROVIDED AS A SERVICE TO OUR GUILD.

PLEASE CONTACT THE INDIVIDUAL ORGANIZATIONS FOR VERIFICATION OF INFORMATION.

### Cape Making Jan 17, 1998

At Jean's...10AM-4PM. We only built three capes, however one of them is lined!, and 5 caps for Randall to sell at the Estrella War to raise \$ for the Guild treasury.

### Guild Logo Favors Sun, Jan 25, 1998

At Randall's. Those of us attending each made our favors. We prepared several for those who were unable to attend, to be completed by the member.

### Estrella War February 11-16, 1998

Wear Favors...shop til we drop...  
Some of us camped at the War for the whole time!  
Randall sold all our capes and flat caps!

### Renaissance Festival Sun, Feb 22, 1998

Apache Junction. (Wear Favors) Meet at front gate at opening, 10 AM. Only two of us showed.

### Bodice/Doublet Workshop Mar 28 & 29

This is a Saturday and Sunday it will be at Frances' home.  
10 AM -? Bring basic sewing kit, sewing machine, extension cord, table?, chair, 1 1/2 yd cotton broadcloth (for lining), 1 1/2 yd denim (for interlining--or something similar weight), 1 1/2 yd of outside fashion fabric, trim. You can purchase the necessary boning from Frances. All fabrics 45" or wider. See flyer for doublet fabric listing. Any questions & to pre-register call Frances.

### CostumeCon 16 April 3-6, 1998

St Louis, Missouri. Contact: 7835 Milan, University City, MO 63130 or e-mail b.mai@genie.com

### Italian Ren April 26

Italian Renaissance Accessories work session. At Jean's. Materials list eventually.

### ZoniCon'98 May 1-3, 1998

Casa Grande, AZ at Francisco Grande Resort Hotel. This is a new con (1st one) looks like it might be fun. The e-mail for more info is: horseman@indirect.com The phone number is 520-325-4751 which is Scott Malcomson, one of the organizers. Pete & I are going. Simon Hawke will be Guest of Honor.

### World HorrorCon May 7-10, 1998

Embassy Suites at I-17 & Greenway (SE corner) in Phoenix. This is more of a pro con, than fan con.

### LepreCon 24 May 15-17, 1998

Francisco Grande Resort in Casa Grande AZ. Info: Chair Ray Gish PO Box 26665, Tempe AZ 85285, 602-839-2543, e-mail RGASAS@aol.com  
Wear Guild Favors. Frances is running the Masquerades!

### Finish stuff we started Sun, May 24

At Paula's in Florence. (Note Tasha's birthday is 22nd)  
*Wow! May will be busy!*

### CorsairCon 6 June 12-14

Ramada Inn 502 W Camelback. Masquerade Pirate Ball (Directed by our Nola Yergen), Hospitality Suite, Gaming, Movies, Hucksters, Friday Dance, Programming. Memberships: \$20 til 5/15; \$25 at the door. Make checks payable to CorsairCon PO Box 55596, Phoenix AZ 85068.

### Mid Eastern Costuming June 28

Nyki to demonstrate. At Tonya's

### Costume College 1998 July 24-26

Airtel Plaza Hotel, Van Nuys. \$30 for ICG members, \$50 for non-ICG until 2/1/98. Then \$40 & \$60 til 6/1/98. For mor info contact Costumer's Guild West, PO Box 94538, Pasadena, CA 91109 or e-mail cgwcollege@aol.com

### More Mid-eastern July 26

### Wrapped Swim Party Aug 23

At Tasha's, pot luck, wear wrapped costume such as Sari, Sarong, Toga, or Kilt. Bring swim suit and towel.

### Bucconeer August 5-9, 1998

56th Annual WorldCon in Baltimore, MD. More info write PO Box 314, Annapolis Junction, MD 20701 or e-mail Baltimore98@access.digex.net

### CostumeCon 17 1999

Philadelphia PA Memorial Day Weekend

### CostumeCon 18 2000

New England contact: susan@pcnet.com or write P.O. Box 8997, New Haven CT 06532-0997

## Patterns

Tom forwarded a message from net regarding patterns which would work as historical. Randall replied as follows: I visited my favorite neighborhood fabric store to check out the information. Here is what I found:

Butterick 3084 is indeed a practical cape, a bit less than half-circle in fullness. The cover illustrations show collared, hooded, and capeleted variations. The pattern also includes a basic skirt and is available in two size ranges.

McCall's publishes the Medieval Man (8827) and Medieval Maidens (8826). Medieval Man looks like a simplified houplande that can be extended to become a floor length robe. Medieval Maidens looks like variations on open kirtles and surcotes. Quite practical.

Simplicity publishes Renaissance Maidens (7756) and Renaissance Men (7761) These are more highly decorated in a semi-Elizabethan fashion but look like they would be fairly easy to make.

The Simplicity and McCall's patterns look like they are aimed at the casual renfaire attendee. As with all patterns, you can make the decoration as elaborate as you choose.

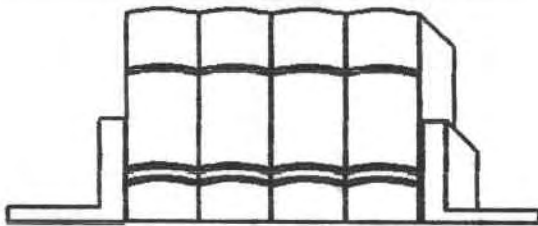
All five of these patterns retail for about ten bucks each, though you can probably pick them up cheaper during seasonal sales.

I have contacted Simplicity and Butterick by e-mail to see about buying these patterns wholesale to resell through **M o i R a n d a l l ' s** (<http://members.aol.com/randwhit/moirandall.html>). I will be sending a similar inquiry by surface mail to McCall's.

All three of these companies have web sites. they are easily found by a Webcrawler search on the company names or through links from other sewing-related web sites like Vy's Sewing Page.

Randall also said "Tom, I will send a copy of this message back to [roundtable@joust.com](mailto:roundtable@joust.com), where you found the original posting. I presume this is a listserv for re-creationists? I would like to know more about that forum." I agree, sounds interesting, ed.

## Costumers' Bookshelf or Wishlist



Hey, haven't any of you read any books lately? Or what titles have you seen which you covet? How about a short book review? A shop you have discovered? A good sale...etc.

## The Official Guild Cloak Pattern

A Twelve-Step Program to a Sturdy Half-Circle Field Cape.

by Randall Whitlock

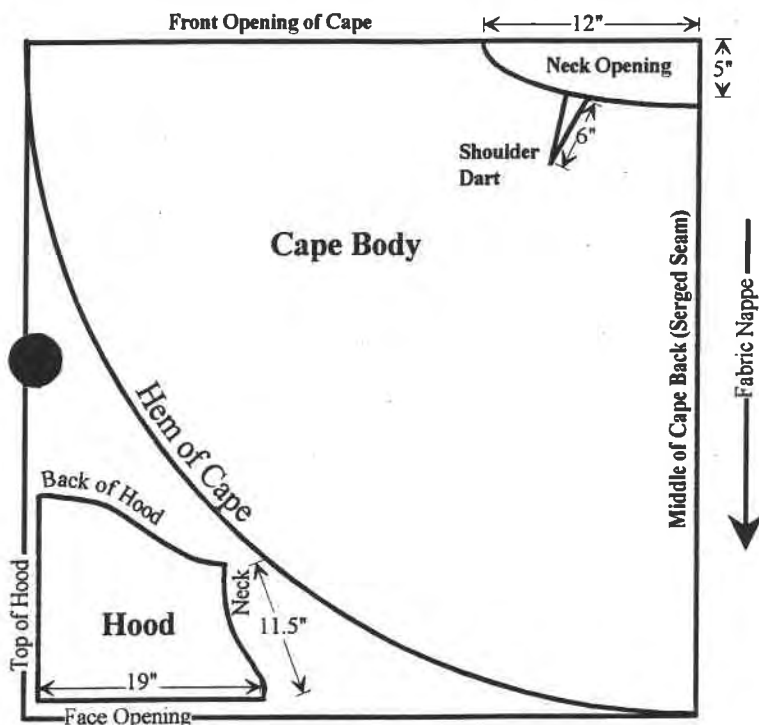
Once upon a time John, scrounge-master that he is, found that his employer was about to discard a set of cotton velvet theatrical curtains. He eagerly seized this fabric and donated it to SWCG. The rest is history. We have been building velvet half-circle cloaks as our main means of fundraising for at least five years now. The curtain velvet ran out after two years, but we have found other sources. It is high time our method of assembly was written down somewhere.

1. Measure out two pieces of the velvet cloth. The pieces should be as long as the fabric is wide, usually 54 or 56 inches. Trim the non-fuzzy selvage edges from the pieces.
2. Pin the two pieces of fabric right-sides-together along one selvage edge. The pieces should be joined so the nap runs the same direction on both pieces. Sew the pieces together along this edge and reinforce with a 4-thread overlock.
3. Lay out the two pieces, still right-sides-together, on a table or floor. Using chalk and a piece of string for a compass, draw a quarter-circle centered on the top end of the seam and with as large a radius as will fit on the fabric. The nap runs away from the top end.
4. Select two points on the folded fabric. One point is along the seam, five inches from the top, the other is on the top edge, twelve inches from the seam. Chalk a smooth curve connecting the two points, convex toward the middle of the cape.
5. At the midpoint of the arc, draw a triangular dart six inches long, one inch wide, and pointing toward the middle of the cloak.
6. Cut out the edge of the cape, the neck opening arc, and the dart, making sure to cut evenly through both layers of fabric.
7. Close the darts by bringing the sides together (right sides together) and stitching. Reinforce the edge of the dart with an overlock serge.
8. Use the leftover material around the outside of the cape to make a hood. The two layers should still be right-sides-together with the nmaprunning the same direction. Cut out a figure as illustrated. The face opening is a line about 19 inches long. The top of the hood is about 16 inches long. The neck is a lazy S-curve about 11.5 inches long. The back of the hood is a curve connecting the back of the top line to the back of the neck line. You can vary these proportions somewhat for different hood shapes and to take advantage of different amounts of leftover fabric.
9. Sew the two halves of the hood together along the top and back. Reinforce the edge with an overlock serge.
10. Pin the curved neck of the hood to the curved neck opening of the cape body, right sides together. Sew them together. Reinforce the edge with an overlock serge. (carefully, the material gets very thick at the darts. Topstitch over this seam to form a very strong flat-felled seam.
11. Serge the entire outer edge of the cloak, both the curved

hem and the straight front opening. As Frances says, Serge the world over.

- Hem the curved, lower edge of the cloak by turning the edge under about 3/8 inch and top stitching. Hem the front opening by turning the edge under about one inch and top stitching. The basic cape is finished!

You can add any of a variety of clasps to hold the cape in place. We have had good fortune with wooden toggles and loops of cord, pairs of buttons connected by a buttonholed leather strap, and a variety of brass novelty belt buckles. The clasp should be attached to the front opening, just below the seam which connects the cape body to the hood.



**Cloaks Provide a Dramatic Costume Accessory**

by Jean Palmer

The pattern I use is Simplicity #5252. It is full length with a hood. I made a few changes. I enlarged the hood both higher and deeper and added pockets. Another pattern which works is # 2377 from Style Patterns Ltd. The hood on that pattern is already quite large.

I line my capes and put large pockets (approximately 9 inches by 13 inches—large enough to hold a program book) in the arm slits. The pockets lie in between the fashion fabric and the lining. The pockets are installed as one would a side seam pocket in a skirt. A pocket piece of fashion fabric is sewn to the lining and an identical pocket piece, but of lining fabric is sewn to the outside or fashion fabric. These are sewn into the front pattern pieces at the location of the armhole slit before the seam to fasten the front and side front sections of the cloak are sewn. Remember when sewing the front to side front seam to leave an opening for the armhole slit/pocket entrance. If you forget you will have just sewed your pocket shut. The pockets can then be zigzagged or serged around the edge—this will not show.

Cloaks may be made of wool, denim, chino, poplin, velvet, velveteen, heavy silk, crepe, homespun, or synthetics. If using wool, iron-on knit interfacing keeps the wool from deforming or stretching. A lined, wool cape is, of course, great for the SCA Estrella War. The front, both sides, must be interfaced to make the front edges sturdy enough to hold buttons, loops, decorative pins or whatever you use to fasten the cloak together at the neck. A cloak usually is best in a solid color. Trim to match or contrast may be added around the hood, down the front, &/or around the bottom. A cloak for con or war wear doesn't want to be much more than ankle length, for ease of walking. I saw a cloak at the war which had zippers in the arm slits to keep out the wind. I tried the zippers, they work, but are a "\$%&\*" to get installed!

Before wearing a cloak out in public, practice at home. It is tricky to turn without knocking things off the coffee table. A proper 'Dracula' cape swirl will need lots of room. Also sitting and standing up again can be tricky.

If you are interested in learning to construct your own cloak contact or join the SouthWest Costumers' Guild at PO Box 39504, Phoenix, AZ 85069-9504. Building your own cloak can be satisfying as you can do it relatively inexpensively and have a cloak which is uniquely yours. While I modified the cloak to have a larger hood and pockets, you may wish to add your own special features, such as a key chain holder, dagger pocket in the back, hot tub or whatever.

Readers may comment to the author via internet at J194@phnx.uswest.net

## LepreCon Masquerade

### Masquerade in the Park


Masquerade Director - Frances Burns

written 12/28/97

LepreCon 24--May 16, 1998-- will be having two Masquerades. Masquerade in the Park is going to be held outside in the late afternoon. It is PG rated. I am sponsoring a special prize for the best costume with the theme of ?In the Park.? Currently I'm thinking about either a gift certificate to be used in the Dealers Room or a light colored summer cloak, I am open to any suggestions people have. There will be a green room to change in and pre-judging for workmanship.

The standard rules apply -

- 1) Have Fun!!
  - 2) This is a PG rated masquerade.
  - 3) Do not slime the stage or leave bits and pieces behind. You need to provide someone to pick up the stage before the next presentation if parts are going to be left behind.
  - 4) CLEAR ALL WEAPONS WITH THE MASQUERADE DIRECTOR AHEAD OF TIME!!
  - 5) Limit your presentation to 60 sec or less. From personal experience short is good, short and funny is even better. If you feel you simply must go longer than 60 sec, clear it with the masquerade dictator ER, director ahead of time.
  - 6) Have Fun!!
  - 7) We will have some type of sound system. Please have your tapes queued up and marked ?PLAY THIS SIDE.? Working with a pre planned tape even if it is just background music helps. Even if you just walk thru it a few times you have a better idea of how to pace your self while on stage. If your presentation is a walk on and turn around for the audience presentation it helps you to slow down enough for the judges and audience to see you. If you intend to do dialogue the sound reaches your entire audience and lines don't get forgotten. Having made these mistakes my self and felt the presentation fall flat around my ears, I highly recommend having a tape.
  - 8) By the way, did I mention have Fun!
- There will be additional information in later progress reports and/or in the program book. If you have any questions you can e-mail me at [francesb@primenet.com](mailto:francesb@primenet.com).



### LepreCon After Midnight Masquerade Masquerade Director - Frances Burns

This masquerade is scheduled to start at about 15 minutes after midnight Sunday morning. It will be held in the Eagles Nest. The rating is ??? - depends on what the contestants decide to do. There will be a green room to change in and pre-judging for workmanship.

The rules are -

- 1) Have Fun!!
- 2) This is not a B&D play room!!
- 3) Do not slime the stage or leave bits and pieces behind. You need to provide someone to pick up the stage before the next presentation if parts are going to be left behind.
- 4) Limit your presentation to 60 sec or less. Short is good, short and funny is even better. If you feel you simply must go longer than 60 sec, clear it with the masquerade director ahead of time.
- 5) No costume is no costume. If you want to start with a costume and work down that's fine - but you must start with a costume. Please remember your time frames.
- 6) CLEAR ALL WEAPONS WITH THE MASQUERADE DIRECTOR AHEAD OF TIME!!
- 7) Have Fun!!

Part of the idea for this masquerade is to have a place to display costumes that have themes, visual puns, appearance, etc., that parents might object to having their children see, so that those costumes have a place to be displayed before an appreciative audience. There will be additional information in later progress reports and/or in the program book. If you have any questions you can e-mail me at [francesb@primenet.com](mailto:francesb@primenet.com).



Subject : February ICG President's Message  
Written : 02/09/98.03:10am (482 words)

February 7, 1998

Greetings!

I'm hoping everyone had a wonderful holiday season and is not getting hammered too hard this winter by the weather. We have had some activity in the ICG lately, as I'm sure most of you are aware.

**Lifetime Achievement Award:** Nominations are now closed. I thank everyone that sent me names. The secret ballot will go out to the board of directors Monday, February 9th. I received 6 nominations for some extremely worthy candidates. The Lifetime Achievement Award will be announced Saturday, April 4th, at Costume Con 16, after the SF Masquerade.

**Costume Con 18:** Ballots for Costume Con went out to the membership of CostumeCon 15 in January. There were 113 ballots returned to the election commission and after stringent counting, the election commissioner declared that the winner of CC18, in 2000 would be the Hartford, Connecticut bid. My sympathies to the CGW, as I know they would have worked hard to put on a fine Costume Con.

**Costume Cons In General:** This is where it gets juicy.... In dealing with all the hooah this past year about Costume Con, and not knowing what authority the ICG actually held in regards to Costume Cons, I called up the owner of the Costume Con and CC trademark, Karen Dick. I wanted to discuss how much she wanted the ICG to administer the balloting and site selection of future Costume Cons, and if she wanted the ICG's assistance in constructing a constitution that future Costume Cons could follow and be able to know the procedures from the start on any Costume Con topic.

I was told bluntly and tersely that the ICG would not be administering any future Costume Con items, and that the ICG never administered anything in the past either. News to ME!! Wish she had told me this \*Before\* I spent so much time this past summer and fall "administering" the vote, or \*Before\* the however many ICG annual meetings where time was spent discussing, debating and voting on Costume Cons, and especially \*BEFORE\* I wasted my entire WorldCon week trying to come up with some solution that wouldn't fear the costuming community apart, only to find out after the fact that she had sent secret Power Of Attorney holders to yank the Costume Con and CC trademark names if my solution didn't meet with her approval.

I severely detest being used for these disgusting political games. My interests are for what is best for the ICG, costumers \*AND\* Costume Con.

In abiding by her wishes, anything Costume Con related should now be addressed directly to: Karen Dick (412) 632-3242 e-mail-71620.2247@compuserve.com  
PO Box 207, Beallsville, PA 15313

That is all the business currently. Please contact me if you have any questions, comments or concerns.

Joy Day - Reverse Glass Artist  
President, International Costumers Guild  
PO Box 272 Dundee, OR 97115 (503)538-1617  
hotfudge@teleport.com joydaysart@aol.com  
<http://members.aol.com/joydaysart>

February ICG President's Message Addendum  
Written : 02/13/98.03:14pm (506 words)

Greetings Again!

It seems that misunderstandings and confusion abound around various ICG and CC issues. I will be the first to admit that I am not immune to these.

I have been in long, very calm and reasonable, discussions with Karen Dick, the owner of the CostumeCon and CC trademarks. We quickly got past the initial "ICG wants to take over" misconceptions and finally began to hash through what the ICG has been doing and what we might/will be doing in the future. Karen was up-front in admitting that she has been out of the loop in this regard for many many years, as real life has taken up any free time. She was unaware that the ICG had been administering so much for CostumeCon (correctly or incorrectly aside - I'm sure anyone involved was doing what they thought was right and best). She was also unaware that we were all most interested and working on a solution to the CC18 question that would be fair and would not tear the costuming community asunder. She is very appreciative of the ICG in handling various Costume Con matters for all these years. She has thanked the ICG and me for all our hard work in regards to Costume Con.

She did have Power of Attorney holders sent to WorldCon to pull the names if the debate deteriorated into the bloodbath/screaming match that I believe everyone but me thought it would end up as. Fortunately, this last resort did not have to be taken. This is another mis-communication, as she didn't know to contact me, that I was aggressively seeking a solution, and I didn't know to contact her, as I was under the impression that it was my jurisdiction as ICG president to handle this matter.

We both feel, and I hope that I speak for the entire ICG, that keeping a good-standing, friendly affiliation between the groups is best for the costumers, CC and the ICG. I have gotten a number of letters suggesting that it might be better to have an ICG owned convention for costumers apart from CostumeCon. I will go on record that I do not believe this is a good idea at this point. The costuming community is not large enough nor diverse enough to support more and more separate conventions, and I don't believe it is ever better to generate a rift where people might have to choose sides or boycott to show their support. We have the affiliation now between the ICG and CC. We should all work towards making that better. Karen has agreed to let the Costume Con voting continue as the standing rules state, so that there is no disruption, until better guidelines can be established.

Any questions or concerns regarding this, please contact me or Karen Dick at (742) 632-3242, E-mail-castleb@pulsenet.com

--  
\*Please note, these are corrections from my previous message.\*  
Joy

Joy Day - Reverse Glass Artist  
President, International Costumers Guild  
PO Box 272 Dundee, OR 97115 (503)538-1617  
hotfudge@teleport.com joydaysart@aol.com  
<http://members.aol.com/joydaysart>

# Bodice and Doublet Workshop

## March 28 and 29, 1998

Sponsored by  
SouthWest Costumer's Guild

Wonder how to make an Elizabethan Bodice or Doublet? Where do you find exotic materials like boning? Are there differences between metal and poly boning? Can a bodice both feel and look good? We will be answering these questions and more. By the end of this workshop you will have a pattern that fits you, and a bodice or doublet that is in the final stages of construction.

Supplies you need to bring: Basic sewing kit, sewing machine, extension cord, paper for pattern, table for sewing machine if available, and chair.

For the bodice - 1 ½ yards denim of 45" or wider fabric  
and 1 ½ yards cotton poplin or equivalent of 45" or wider fabric  
and 1 ½ yards fashion fabric of 45" or wider fabric

For the doublet - 1 ½ to 2 yards of denim or poplin of 45" or wider fabric  
and 1 ½ to 2 yards of fashion fabric of 45" or wider fabric

I would recommend a firmly woven fabric for the fashion fabric. That way you are not fighting a velvet that wants to walk away while trying to perfect your pattern fit. You will need grommets to finish your garment. (There will be some suggestions on where you can find the better type of grommets and how to apply them.)

There will be a \$5.00 fee for pattern and construction directions. Metal boning will be available for purchase.

Pre-registration is encouraged. (If I know your approximate size in advance I can have your starting pattern ready in advance.)

For more information and pre-registration contact:

Franziska Grummel  
(Frances Burns)  
944-0160  
e-mail address: francesb@primenet.com

The location will be at my house  
near North Mountain Park.  
10 A.M.





VOLUME V, NUMBER 3

JUNE 1998

## SouthWest Costumers Guild

meets generally on the last Sunday of the month, 1:00 pm at members homes or someplace fun. The Guild dues for our chapter are \$10 per year, an optional additional \$1 for membership in the International Costumers' Guild, and \$8 to receive the International Costumer's Quarterly. \$8 to receive only our chapter newsletter. Send money to Frances Burns, she will notify Editor.

### For further information contact:

President	Randall Whitlock or Randwhit@aol.com	995-7514
Vice President	Sharan Hoyle	842-0409
Treasurer	Frances Burns or francesb@primenet.com	944-0160
Secretary	Paula Lary PaulaL@cac.cc.AZ.US	(520)868-5702
Newsletter Editor	Jean Palmer or j194@phnx.uswest.net	876-1848
<b>Members:</b>		
John Autore	John.Autore@asu.edu	967-4537
Tasha Cady	TashinkaC@aol.com	582-0540
Laura Draper	laura@supersves.com	953-1681
Beverly Dolezal		(520)723-7204
Tonya DuVal		392-1580
Diane Elliott	leew@goodnet.com	937-3112
Patty Holdman		967-4221
Linda Truelove	truelove@primenet.com	(520)458-0544
Peter L. Manly	petemanly@BIX.com	876-1848
Kim Martin	KimL@primenet.com	404-3457
Robin Newsome	robin.newsome@juno.com	936-6038
Michelle Robb	151415@ef.gc.maricopa.edu	
Nyki Robertson		846-9428
Leah Robertson		846-9428
Debbie Smith	debs133522@aol.com	788-3628
David Steele	ldmalcolm@aol.com	969-4130
Tom Vincent	76444.27@CompuServe.com	582-6990
Shoshana A. Willert		877-4940
	desertrose@garden.metrobbs.com	
Nola Yergen	nolayergen@aol.com	978-5592

Randall has just updated our page with a bunch of new stuff!

The Costumers Guild West website:  
<http://members.aol.com/zblgilbert/cgw.html>

The Greater Bay Area Costumers Guild Website has links to over 50 other costuming resources, plus the great pattern review event photos, and a list of costumers for hire!  
<Http://www.toreadors.com/costume/>

Beyond Reality Costumers Guild - Dundee OR website  
<http://helix.net/~lynx/guild.html>

Some neat Costume Web Sites:  
The Costume Source <http://www.milieux.com>

Scottish & Irish Information, Supplies, Books  
<http://access.mountain.net/hp/unicorn/>

The Vikings: Norse Film and Pageant Society  
<http://blah.bsuvc.bsu.edu/nfps>

...Odds & Ends...

## Costuming the Internet

International Costumers Guild website:  
<http://www.costume.org>

SouthWest Costumers Guild can be found at:  
<http://members.aol.com/souwesgid/guild.html>



# CALENDAR

## NOTE :

INFORMATION IN THIS CALENDAR IS PROVIDED AS A SERVICE TO OUR GUILD.  
PLEASE CONTACT THE INDIVIDUAL ORGANIZATIONS FOR VERIFICATION OF INFORMATION.

### Mid Eastern Costuming

Nyki to demonstrate. At Tonya's

June 28

### Costume College 1998

Airtel Plaza Hotel, Van Nuys. \$30 for ICG members, \$50 for non-ICG until 2/1/98. Then \$40 & \$60 til 6/1/98. For mor info contact Costumer's Guild West, PO Box 94538, Pasadena, CA 91109 or e-mail cgwcollege@aol.com

July 24-26

### More Mid-eastern

At Sharan's

July 19

### BucConeer

56th Annual WorldCon in Baltimore, MD. More info write PO Box 314, Annapolis Junction, MD 20701 or e-mail Baltimore98@access.digex.net

August 5-9, 1998

### Wrapped Swim Party

At Tasha's, pot luck, wear wrapped costume such as Sari, Sarong, Toga, or Kilt. Bring swim suit and towel.

Aug 23

### CopperCon 18

Embassy Suites North 2577 W.Greenway Rd, Phoenix call 602-375-1777 for hotel reservations. Our Sharan Hoyle is running the Masquerade.

Sept 4-7

### Devonshire Ren Faire

We gather at Randall's booth, roam, shop til we drop.

Sept 26 & 27

### Science-Fiction Festival

Phoenix Public Library Free! Meet Authors, Panel Discussions, Readings, Author signings, Art Show and much more.

Oct 17 & 18

### TusCon 25

Best Western Executive Inn reserve by 10/6/98! Call 520-791-7551 for reservations

Fred Saberhagen, GoH, Wlisa Mitchell, Art GoH, Gulie Hamann, Fan GoH, Ed Bryant, Toastmeister. TWO masquerades (PG & Adult) Jaeger dagger prize donated by Gamnd! Memberships:\$30 'til 10/1; \$35@door

Nov 6-8

### DarkCon 1999

20 'til 9/6/98 Special Writer GoH - George Clayton Johnson & William F. Nolan (Co-Authors of "Logan's Run") Info & memberships Chair: Darkyr (602)978-9314 or e-mail: darkcon@darkones.org or PO Box 5833, Glendale AZ 85312.

June 1999

### CostumeCon 17

Philadelphia PA

1999

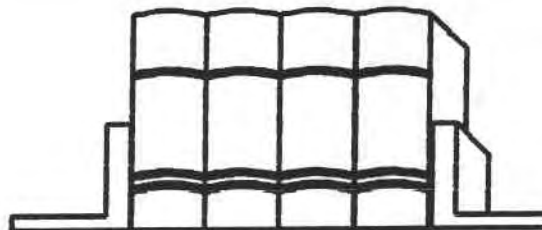
Memorial Day Weekend

### CostumeCon 18

New England contact: susan@pcnet.com or write P.O. Box 8997, New Haven CT 06532-0997

2000

### Costumers' Bookshelf or Wishlist



Hey, haven't any of you read any books lately? Or what titles have you seen which you covet?

How about a short book review? A shop you have discovered? A good sale...etc.